GENERAL NOTES:

1. All work embodied on this plan shall be done in conformity with all the provisions of Standard Specifications for Public Works Construction, Latest Edition, as adopted by the City Council, Ordinance No. 1465.
2. Minimum cover and frame to be of a number, manufacture or equal as shown on the plans and approved by the Engineer.
3. Locations of underground utilities as shown on the plans are not to be construed as being the exact locations and may not include all such utilities. The Contractor shall verify all locations, the size and type of existing utilities and be responsible for protecting the same as directed by the Engineer.
4. Deviations from the plans must be approved by the Engineer.
   (a) To be repaired under this contract.
   (b) To be removed and replaced where this contract calls for Street Sight Work. (Use Class "B" concrete same as original installation.)
   (c) To be removed or relocated as shown.
5. The type, size of curb installations shall conform to Standard Street Details.
6. The limits of Curb, Gutter, Sidewalk & Driveways are only as shown on the Standard Details, Drawing No. 833, (A, B & C) Section No. 100 & 30 as shown on plan.
7. Exterior joint at D.F.S. and R.C.B. Sections shall be sealed with hot poured mortar as specified in Section 48 of the Standard Specifications.



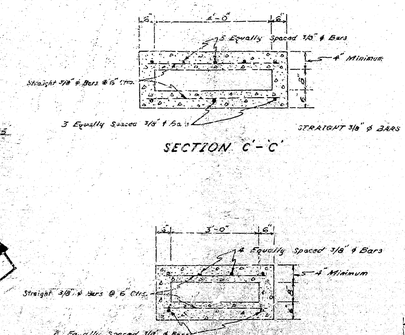

SECTION 'C'-'C'

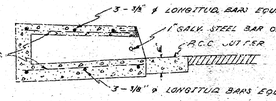

INLET
Scale: 1" = 2'



DETAIL OF SUPPORT

SECTION 'B'-'B'

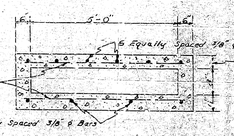

SECTION 'D'-'D'

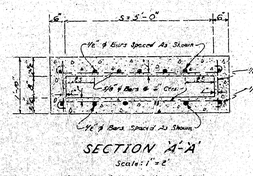

SECTION 'A'-'A'
Scale: 1" = 2'
Section Limits - Curb to Curb

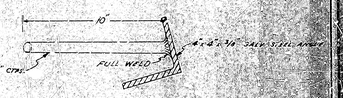

ANCHOR DETAIL
Scale: 1" = 4"

INLET
Scale: 1" = 2'
Where Span Exceeds 10 Feet Provide Support As Per Detail

OUTLET
Scale: 1" = 2'

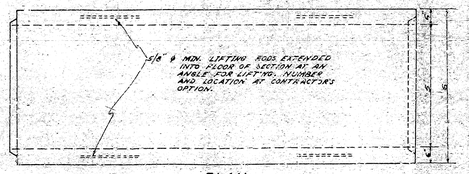

PLAN

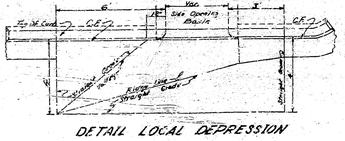

DETAIL LOCAL DEPRESSION



SIDE ELEVATION
PREFABRICATED 5' x 0.67' R.C. BOX
No Scale

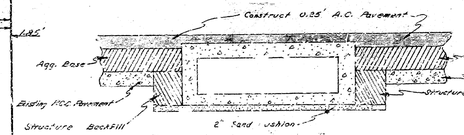

DETAIL
ROADWAY AREA

APPROVED December 8, 1960 Ronald E. Wilford CITY ENGINEER REGISTERED CIVIL ENGINEER NO. 9879	DEPARTMENT OF ENGINEERING CITY OF SAN BERNARDINO
DRAWING NO. 2792 SHEET 1 OF 2 SHEETS	DRAWN BY Harrel CHECKED BY Dean RECOMMENDED R.G. Nite

CULVERTS
GAS TAX PROJECT NO. 218
NINTH STREET AT MT. VERNON AVENUE

GENERAL NOTES:

1. All work embodied on this plan shall be done in conformity with all the provisions of Standard Specifications for Public Works Construction, Latest Edition, as adopted by the City Council, Ordinance No. 1465.
2. Minimum cover and frame to be of a number, manufacture or equal as shown on the plans and approved by the Engineer.
3. Locations of underground utilities as shown on the plans are not to be construed as being the exact locations and may not include all such utilities. The Contractor shall verify all locations, the size and type of existing utilities and be responsible for protecting the same as directed by the Engineer.
4. Deviations from the plans must be approved by the Engineer.
   (a) To be repaired under this contract.
   (b) To be removed and replaced where this contract calls for Street Sight Work. (Use Class "B" concrete same as original installation.)
   (c) To be removed or relocated as shown.
5. The type, size of curb installations shall conform to Standard Street Details.
6. The limits of Curb, Gutter, Sidewalk & Driveways are only as shown on the Standard Details, Drawing No. 833, (A, B & C) Section No. 100 & 30 as shown on plan.
7. Exterior joint at D.F.S. and R.C.B. Sections shall be sealed with hot poured mortar as specified in Section 48 of the Standard Specifications.



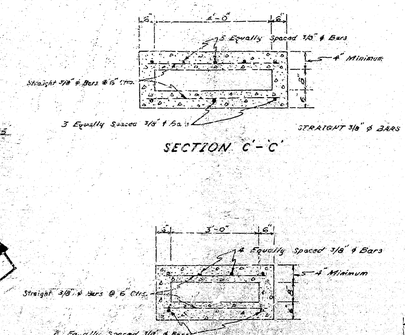

SECTION 'C'-'C'

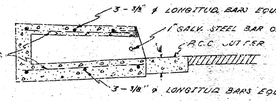

INLET
Scale: 1" = 2'



DETAIL OF SUPPORT

SECTION 'B'-'B'

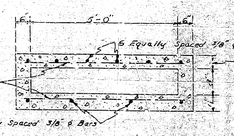

SECTION 'D'-'D'

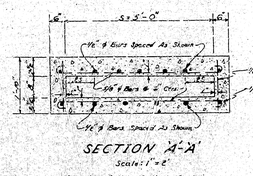

SECTION 'A'-'A'
Scale: 1" = 2'
Section Limits - Curb to Curb

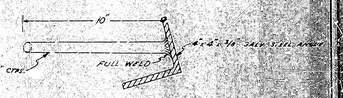

ANCHOR DETAIL
Scale: 1" = 4"

INLET
Scale: 1" = 2'
Where Span Exceeds 10 Feet Provide Support As Per Detail

OUTLET
Scale: 1" = 2'

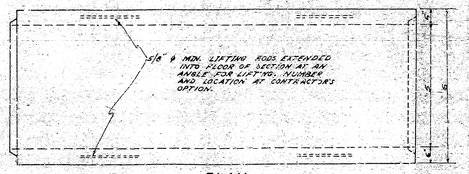

PLAN

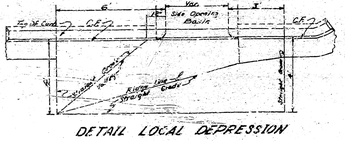

DETAIL LOCAL DEPRESSION



SIDE ELEVATION
PREFABRICATED 5' x 0.67' R.C. BOX
No Scale

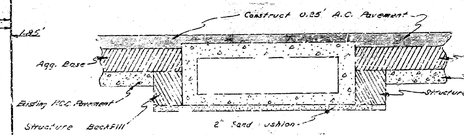

DETAIL
ROADWAY AREA

APPROVED December 8, 1960 Ronald E. Wilford CITY ENGINEER REGISTERED CIVIL ENGINEER NO. 9879	DEPARTMENT OF ENGINEERING CITY OF SAN BERNARDINO
DRAWING NO. 2792 SHEET 1 OF 2 SHEETS	DRAWN BY Harrel CHECKED BY Dean RECOMMENDED R.G. Nite

CULVERTS
GAS TAX PROJECT NO. 218
NINTH STREET AT MT. VERNON AVENUE